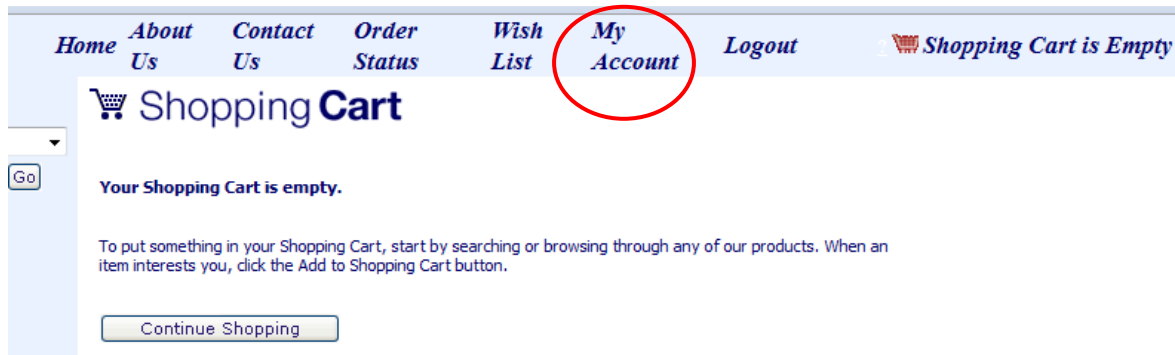


These instructions only apply AFTER you have made your purchase.

DOWNLOAD and VIDEO STREAMING INSTRUCTIONS

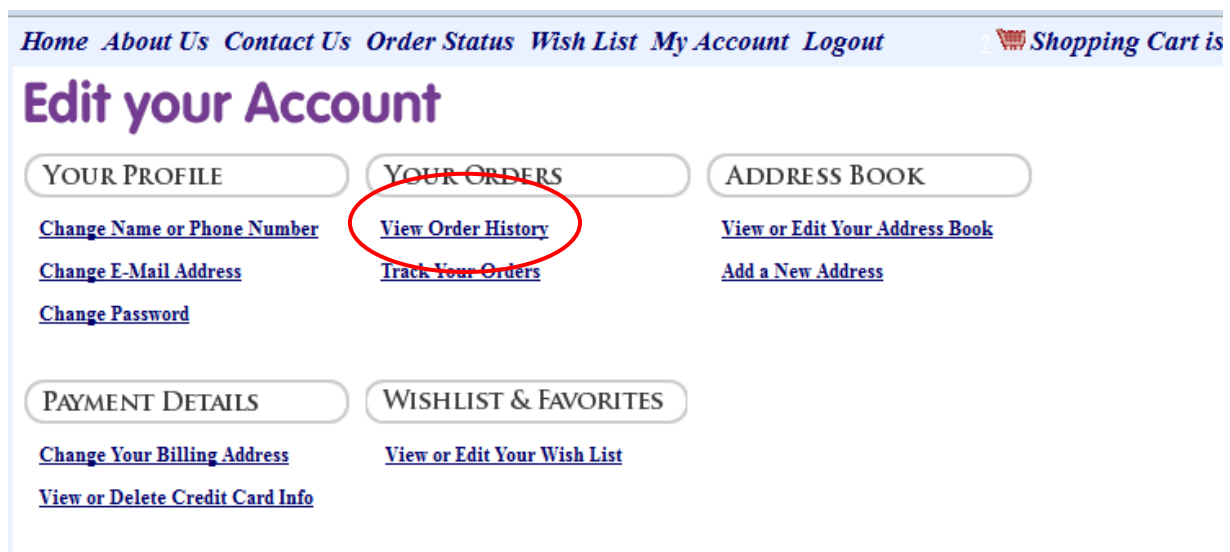
Return to our RESOURCES website at www.gracewalkresources.com and follow these directions: You may want to print this page before you return to the website

1. Click on LOGIN using the user name (your e-mail address) and password you set up when you placed the order.
2. After you have logged in, click on MY ACCOUNT listed at the top of the screen. *

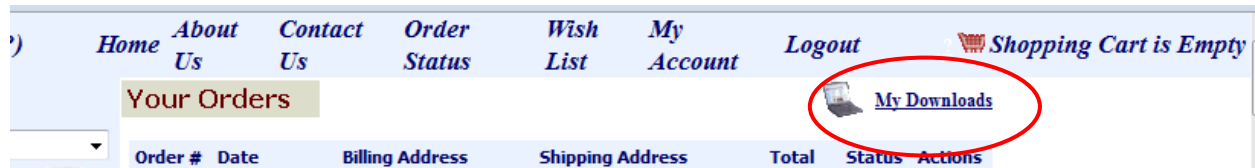


* Depending on when you log back into your account, you may be taken directly to the screen below in Step 3.

3. Under **EDIT YOUR ACCOUNT** click on **VIEW ORDER HISTORY**.



4. The next screen will show all your past orders. At the top **RIGHT** of this page is a link for **MY DOWNLOADS**. Click this link.



4. You should now see the download teaching(s) that you ordered. Click on the download link for the teaching series you purchased.

5. From this point, please follow the online instructions listed at the top of the page for each teaching series.

If you have any trouble downloading this teaching, please contact us at 1-800-472-2311 or info@gracewalk.org.

You will have 30 days in which to download or stream this teaching series.